

# Digits of pi: limits to the seeming randomness

Karlis Podnieks

University of Latvia, Raina bulvaris 19, Riga, LV-1586, Latvia

**Abstract.** The decimal digits of  $\pi$  are widely believed to behave like as statistically independent random variables taking the values 0, 1, 2, 3, 4, 5, 6, 7, 8, 9 with equal probabilities  $1/10$ .

In this article, first, another similar conjecture is explored - the seemingly almost random behaviour of digits in the base 3 representations of powers  $2^n$ . This conjecture seems to confirm well - it passes even the tests inspired by the Central Limit Theorem and the Law of the Iterated Logarithm.

After this, a similar testing of the sequences of digits in the decimal representations of the numbers  $\pi$ ,  $e$  and  $\sqrt{2}$  was performed. The result looks surprising: unlike the digits in the base 3 representations of  $2^n$ , instead of oscillations with amplitudes required by the Law of the Iterated Logarithm, *convergence to zero* is observed. If, for such "analytically" defined irrational numbers, the observed behaviour remains intact *ad infinitum*, then the seeming randomness of their digits is only a limited one.

**Keywords:** digits of pi, random digits

## 1 Introduction

The decimal digits of  $\pi$  are widely believed to behave like as statistically independent random variables taking the values 0, 1, 2, 3, 4, 5, 6, 7, 8, 9 with equal probabilities  $\frac{1}{10}$  (for an overview, see [4]).

In Section 2 (it reproduces in part Section 2.1 of [3]) another similar conjecture is explored - the seemingly almost random behaviour of digits in the base 3 representations of powers  $2^n$ . This conjecture seems to confirm well - it passes even the tests inspired by the Central Limit Theorem and the Law of the Iterated Logarithm.

Especially remarkable is Fig.2 below showing oscillations with amplitudes almost as required by the Law of the Iterated Logarithm.

In Section 3, similar pictures for the sequences of digits in the decimal representations of the numbers  $\pi$ ,  $e$  and  $\sqrt{2}$  are obtained. The result looks surprising: instead of oscillations with amplitudes required by the Law of the Iterated Logarithm, we observe *convergence to zero*! If, for such "analytically" defined irrational numbers, the observed behaviour remains intact *ad infinitum*, then the seeming randomness of their digits is only a limited one.

## 2 Base 3 representations of powers of 2

Throughout this section, it is assumed that  $p, q$  are positive integers such that  $\frac{\log p}{\log q}$  is irrational, i.e.,  $p^a \neq q^b$  for any integers  $a, b > 0$ .

**Definition 1.** Let us denote by  $D_q(n, i)$  the  $i$ -th digit in the canonical base  $q$  representation of the number  $n$ , and by  $S_q(n)$  - the **sum of digits** in this representation.

Let us consider base  $q$  representations of powers  $p^n$ . Imagine, for a moment, that, for fixed  $p, q, n$ , most of the digits  $D_q(p^n, i)$  behave like as statistically independent random variables taking the values  $0, 1, \dots, q-1$  with equal probabilities  $\frac{1}{q}$ . Then, the (pseudo) mean value and (pseudo) variance of  $D_q(p^n, i)$  should be

$$E = \frac{q-1}{2}; V = \sum_{i=0}^{q-1} \frac{1}{q} \left( i - \frac{q-1}{2} \right)^2 = \frac{q^2-1}{12}.$$

The total number of digits in the base  $q$  representation of  $p^n$  is  $k_n \approx n \log_q p$ , hence, the (pseudo) mean value of the sum of digits  $S_q(p^n) = \sum_{i=1}^{k_n} D_q(p^n, i)$  should be  $E_n \approx n \frac{q-1}{2} \log_q p$  and, because of the assumed (pseudo) independence of digits, its (pseudo) variance should be  $V_n \approx n \frac{q^2-1}{12} \log_q p$ . As the final consequence, the corresponding centered and normed variable

$$\frac{S_q(p^n) - E_n}{\sqrt{V_n}}$$

should tend to behave as a standard normally distributed random variable with probability density  $\frac{1}{\sqrt{2\pi}} e^{-\frac{x^2}{2}}$ .

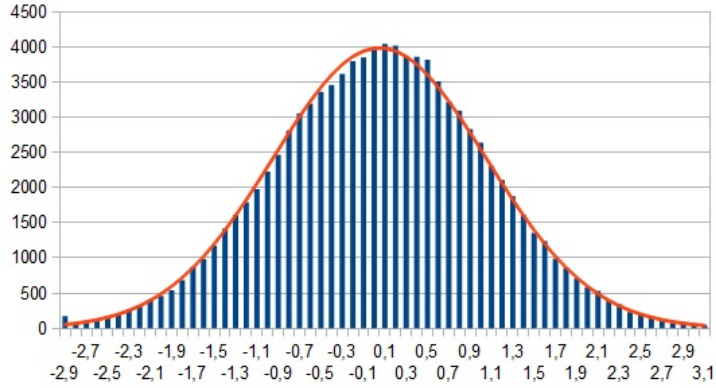
One can try to verify this conclusion experimentally. For example, let us compute  $S_3(2^n)$  for  $n$  up to 100000, and let us draw the histogram of the corresponding centered and normed variable

$$s_3(2^n) = \frac{S_3(2^n) - n \log_3 2}{\sqrt{n \frac{2}{3} \log_3 2}}$$

(see Fig. 1). As we see, this variable behaves, indeed, almost exactly, as a standard normally distributed random variable (the solid curve).

Observing such a phenomenon "out there", one could conjecture that the sum of digits  $S_q(p^n)$ , as a function of  $n$ , behaves almost as  $n \frac{q-1}{2} \log_q p$ , i.e., almost **linearly** in  $n$ .

An even more advanced idea for testing randomness of sequences of digits was proposed in [2] - let us use the Law of the Iterated Logarithm. Namely, let us try to estimate the amplitude of the possible deviations of  $S_q(p^n)$  from  $n \frac{q-1}{2} \log_q p$  by "applying" the Law of the Iterated Logarithm.



**Fig. 1.** Histogram of the centered and normed variable  $s_3(2^n)$

Let us consider the following centered and normed (pseudo) random variables:

$$d_q(p^n, i) = \frac{D_q(p^n, i) - \frac{q-1}{2}}{\sqrt{\frac{q^2-1}{12}}}.$$

By summing up these variables for  $i$  from 1 to  $k_n$ , we obtain a sequence of (pseudo) random variables:

$$\kappa_q(p, n) = \frac{S_q(p^n) - \frac{q-1}{2}k_n}{\sqrt{\frac{q^2-1}{12}}},$$

that “must obey” the Law of the Iterated Logarithm. Namely, if the sequence  $S_q(p^n)$  behaves, indeed, as a ”typical” sum of equally distributed random variables, then  $\liminf_{n \rightarrow \infty}$  and  $\limsup_{n \rightarrow \infty}$  of the fraction

$$\frac{\kappa_q(p, n)}{\sqrt{2k_n \log \log k_n}},$$

must be  $-1$  and  $+1$  correspondingly (log stands for the natural logarithm).

Therefore, it seems, we could conjecture that, if

$$\delta_q(p, n) = \frac{S_q(p^n) - (\frac{q-1}{2} \log_q p)n}{\sqrt{(\frac{q^2-1}{6} \log_q p)n \log \log n}},$$

then

$$\limsup_{n \rightarrow \infty} \delta_q(p, n) = 1; \liminf_{n \rightarrow \infty} \delta_q(p, n) = -1.$$

In particular, this would mean that

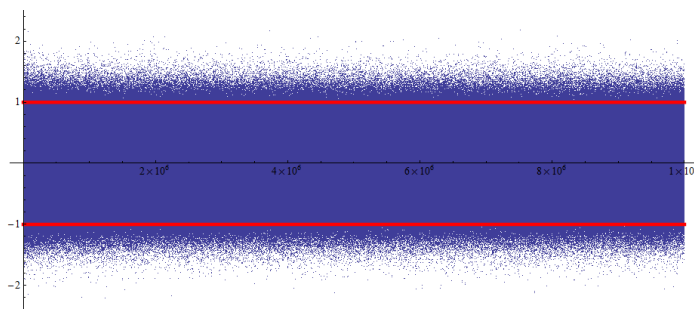
$$S_q(p^n) = (\frac{q-1}{2} \log_q p)n + O(\sqrt{n \log \log n}).$$

And, for  $p = 2; q = 3$  this would mean (note that  $\log_3 2 \approx 0.6309$ ):

$$S_3(2^n) = n \cdot \log_3 2 + O(\sqrt{n \log \log n});$$

$$\delta_3(2, n) = \frac{S_3(2^n) - n \log_3 2}{\sqrt{(\frac{4}{3} \log_3 2) n \log \log n}} \approx \frac{S_3(2^n) - 0.6309n}{\sqrt{0.8412n \log \log n}},$$

$$\limsup_{n \rightarrow \infty} \delta_3(2, n) = 1; \liminf_{n \rightarrow \infty} \delta_3(2, n) = -1.$$



**Fig. 2.** Oscillating behaviour of the expression  $\delta_3(2, n)$

However, the real behaviour of the expression  $\delta_3(2, n)$  until  $n = 10^7$  does not show convergence of oscillations to the segment  $[-1, +1]$  (see Fig. 2, obtained by Juris Čerņenoks). Although  $\delta_3(2, n)$  is oscillating almost as required by the Law of the Iterated Logarithm, very many of its values lay outside the segment  $[-1, 1]$ .

Could we hope to prove the above estimate of  $S_q(p^n)$ ? To my knowledge, the best result on this problem is due to C. L. Stewart. It follows from his Theorem 2 in [6] (put  $\alpha = 0$ ), that

$$S_q(p^n) > \frac{\log n}{\log \log n + C_0} - 1,$$

where the constant  $C_0 > 0$  can be effectively computed from  $q, p$ . Since then, no better than  $\frac{\log n}{\log \log n}$  lower bounds of  $S_q(p^n)$  have been proved.

### 3 Digits of $\pi$ , $e$ and $\sqrt{2}$

In Section 2 above, the Central Limit Theorem (Fig. 1) and the Law of the Iterated Logarithm (Fig. 2) were used to verify the conjecture that the sum of digits of the base 3 representation of  $2^n$  behaves closely to the expected behaviour of the sum of the first  $n$  members of a sequence of independent random variables taking the values 0, 1, 2 with equal probabilities  $\frac{1}{3}$ .

Let us try, as proposed in [2], to apply this method to the sequences of digits in the decimal representations of the numbers  $\pi$ ,  $e$  and  $\sqrt{2}$ .

Imagine, for a moment, that the digits in the decimal representation of some real number  $X$  behave, indeed, like as statistically independent random variables taking the values 0, 1, 2, 3, 4, 5, 6, 7, 8, 9 with equal probabilities  $\frac{1}{10}$ . Then, the (pseudo) mean value and (pseudo) variance of  $n$ -th digit would be (see the formulas above)  $\frac{10-1}{2} = 4.5$  and  $\frac{10^2-1}{12} = 8.25$  correspondingly. And, the (pseudo) mean value of the sum of the first  $n$  digits  $S_{10}(n)$  would be  $4.5n$ , and, because of the assumed (pseudo) independence of digits, its (pseudo) variance would be  $8.25n$ . Let us try to estimate the amplitude of the possible deviations of  $S_{10}(n)$  from the expected mean  $4.5n$  by “applying” the Law of the Iterated Logarithm. Let us introduce the necessary centered and normed (pseudo) random variables:

$$\frac{d(i) - 4.5}{\sqrt{8.25}}$$

( $d(i)$  denotes the  $i$ -th digit). By summing up these variables for  $i$  from 1 to  $n$ , we obtain a sequence of (pseudo) random variables:

$$\frac{S_{10}(n) - 4.5n}{\sqrt{8.25n}},$$

that “must obey” the Law of the Iterated Logarithm. Namely, if the sequence  $S_{10}(n)$  behaves, indeed, as a “typical” sum of equally distributed random variables, then  $\liminf_{n \rightarrow \infty}$  and  $\limsup_{n \rightarrow \infty}$  of the fraction

$$\delta(n) = \frac{S_{10}(n) - 4.5n}{\sqrt{2 \cdot 8.25n \log \log n}},$$

must be  $-1$  and  $+1$  correspondingly (log stands for the natural logarithm).

In particular, this would mean that

$$S_{10}(n) = 4.5n + O(\sqrt{n \log \log n}),$$

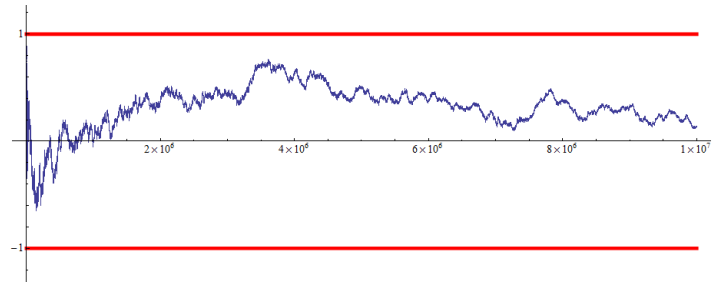
and that the values of  $\delta(n)$  must oscillate across the entire segment  $[-1, +1]$ , like as in Fig. 2.

However, Fig. 3, Fig. 4, and Fig. 5 obtained by Juris Čerņenoks for the first  $10^7$  digits of the numbers  $\pi$ ,  $e$  and  $\sqrt{2}$  are showing a completely different behaviour. (Digits were provided by Wolfram Mathematica [7].)

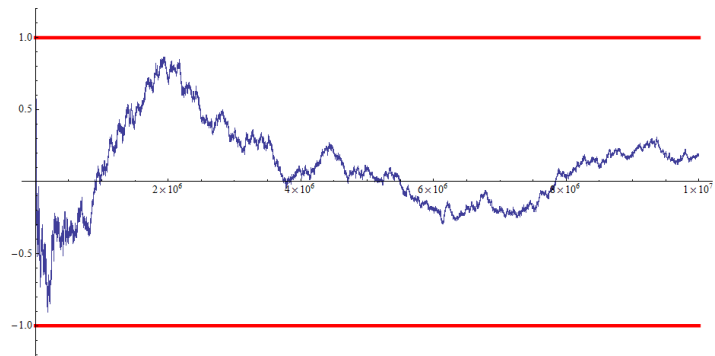
For the three numbers in question, the values of  $\delta(n)$  do not oscillate across the entire segment  $[-1, +1]$ , instead, they seem converging to 0. Thus, the pictures seem to support the following somewhat stronger conjecture for  $\pi$ ,  $e$  and  $\sqrt{2}$ :

$$S_{10}(n) = 4.5n + o(\sqrt{n \log \log n}).$$

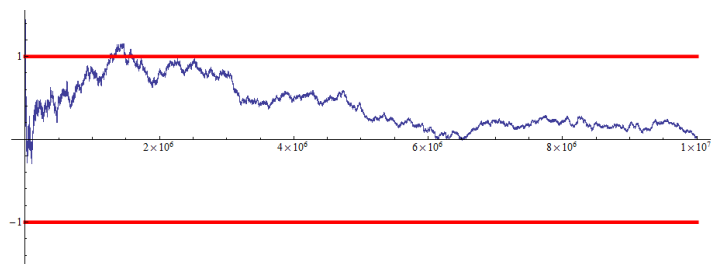
An even more specific behaviour are showing (see Fig. 6) the famous Million Random Digits of the RAND Corporation published in 1955 [5].



**Fig. 3.** The number  $\pi$ : behaviour of the expression  $\delta(n)$



**Fig. 4.** The number  $e$ : behaviour of the expression  $\delta(n)$



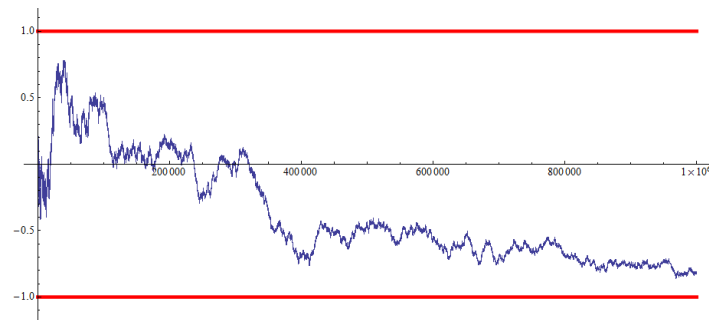
**Fig. 5.** The number  $\sqrt{2}$ : behaviour of the expression  $\delta(n)$

The pictures obtained for  $\pi$ ,  $e$ ,  $\sqrt{2}$  are similar to Figure 12(b) obtained for the number  $\alpha_{2,3}$  by the authors of [1]. They conclude:

“For  $\alpha_{2,3}$ , the corresponding computation of the first  $10^9$  values of  $\frac{m_1(n)-n/2}{\sqrt{2n \log \log n}}$  leads to the plot in Figure 12(b) and leads us to conjecture that it is 2-strongly normal.”

However, when comparing these pictures with the above Fig. 2, the following conjecture seems more plausible:

The seeming randomness of the digits of  $\pi$ ,  $e$ ,  $\sqrt{2}$  and other “analytically” defined irrational numbers is only a limited one.



**Fig. 6.** Million random digits from RAND Corp.: behaviour of the expression  $\delta(n)$

## References

1. Aragon Artacho F. J., Bailey J. , Borwein J. M., Borwein P. B.: Walking on real numbers. *The Mathematical Intelligencer*, 35(1), 42–60 (2013)
2. Belshaw A., Borwein P.: Champernowne’s Number, Strong Normality, and the X Chromosome. *Computational and Analytical Mathematics. Springer Proceedings in Mathematics and Statistics* 50, 29-44 (2013)
3. Cernenoks J., Iraids J., Opmanis M., Opmanis R., Podnieks K.: Integer complexity: experimental and analytical results II. arXiv:1409.0446 (September 2014) [Last accessed: 13 November 2014]
4. Marsaglia, G.: On the randomness of pi and other decimal expansions. *InterStat* (October 2005) [Last accessed: 13 November 2014]
5. Sloane, N.J.A.: The On-Line Encyclopedia of Integer Sequences. A002205, The RAND Corporation list of a million random digits. [Last accessed: 13 November 2014]
6. Stewart, C.L.: On the representation of an integer in two different bases. *Journal fur die reine und angewandte Mathematik* 319, 63–72 (January 1980)
7. Wolfram Mathematica. <http://www.wolfram.com/mathematica/> [Last accessed: 13 November 2014]