

On the information content of discrete phylogenetic characters

Magnus Bordewich, Ina Maria Deutschmann, Mareike Fischer, Elisa Kasbohm, Charles Semple, Mike Steel

Received: date / Accepted: date

Abstract Phylogenetic inference aims to reconstruct the evolutionary relationships of different species based on genetic (or other) data. Discrete characters are a particular type of data, which contain information on how the species should be grouped together. However, it has long been known that some characters contain more information than others. For instance, a character that assigns the same state to each species groups all of them together and so provides no insight into the relationships of the species considered. At the other extreme, a character that assigns a different state to each species also conveys no phylogenetic signal. In this manuscript, we study a natural combinatorial measure of the information content of an individual character and analyse properties of characters that provide the maximum phylogenetic information, particularly, the number of states such a character uses and how the different states have to be distributed among the species or taxa of the phylogenetic tree.

Keywords phylogeny · character · information content · convexity

1 Introduction

The evolutionary history of a set of species (or, more generally, taxa) is usually described by a *phylogenetic tree*. Such trees can range from small trees on a clade of closely related species, through to large-scale phylogenies across many genera (such as the Tree of Life project (Maddison et al, 2007)). Phylogenetic trees are usually derived from genetic data, such as aligned DNA, RNA or protein sequences, genetic markers (SINEs, SNPs etc), gene order on chromosomes and the presence and absence patterns of genes across species. These types of data generally consist of discrete *characters*, each of which assigns a state from some discrete set to each species.

Magnus Bordewich:

School of Engineering and Computing Sciences, University of Durham, Science Laboratories, South Road, Durham DH1 3LE E-mail: m.j.r.bordewich@durham.ac.uk

Ina Maria Deutschmann, Mareike Fischer, Elisa Kasbohm:

Institute of Mathematics and Computer Science, Ernst-Moritz-Arndt-University Greifswald, Walther-Rathenau-Str. 47, 17487 Greifswald, Germany E-mail: email@mareikefischer.de

Charles Semple, Mike Steel:

School of Mathematics and Statistics, University of Canterbury, Private Bag 4800, Christchurch 8140 E-mail: charles.semple@canterbury.ac.nz, mike.steel@canterbury.ac.nz,

In order to derive a tree from character data, we require a measure of how well the characters ‘fit’ onto each possible tree in order to choose the tree which gives the best fit. One such simple measure is the notion of a character being homoplasy-free on the tree, which means that the evolution of the character can be explained by assuming that each state has evolved only once.¹ It turns out that this is equivalent to a more combinatorial condition of requiring the character to be ‘convex’ on the tree. This notion is defined formally in the next section, but, briefly and roughly speaking, it says that when all species (at the leaves of the tree) that are in the same state are connected to one another, the resulting subtrees do not intersect. This concept is illustrated in Fig. 1.

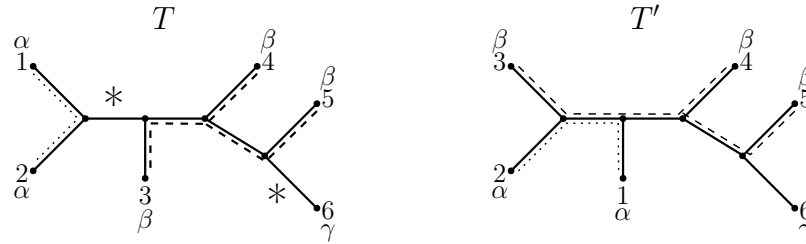


Fig. 1: Character $\chi = \alpha\alpha\beta\beta\beta\gamma$ is convex on tree T (left), but not on T' (right). The dotted lines represent the minimum spanning tree connecting the leaves that are in state α , whereas the dashed lines represent the minimum spanning tree connecting all leaves which are in state β . When a character that takes $k \geq 2$ states is convex on a tree, then at least $k - 1$ edges are not needed in any of the spanning trees, as shown for T by the edges marked with an asterisk.

In practice, biologists generally build a tree by using a large number of characters. However, it has been shown that for any binary tree T (involving *any* number of leaves) just four characters (on a large enough number of states) suffice to ensure that T is the only tree on which those four characters are convex (Huber et al (2005), Bordewich et al (2006)). However, even a single character already contains some information concerning which of the species should be grouped together.

Note that a character is often compatible with more than one tree – for instance, if you have six species (say 1, 2, ..., 6), and the constant character χ that assigns each species the state α , then the induced partition is $\{1, 2, 3, 4, 5, 6\}$. This implies that all species are grouped together and therefore no information concerning which species is most closely related to another species can be obtained. This particular character is convex on all possible phylogenetic trees on six species, so this character does not provide any information on which tree should be chosen.

Similarly, having too many small groups (for instance, each species is in a different state from any other species) does not help, either. This is due to the fact that this character is also convex on every possible tree. However, if you have the character χ that assigns Species 1 and 2 state α , Species 3, 4 and 5 state β , and Species 6 state γ , then this character is convex on some phylogenetic trees on six taxa, but not on all of them (*cf.* Fig. 1). Under the convexity criterion, such a character would clearly favour some trees over others and thus it contains some information about the trees it will fit on (namely, in this example, all trees that group Species 1 and 2 together versus Species 3, 4 and 5, which will form another group, and Species 6 will form a third group). Thus the number of states employed by a character as well as the number of species that are assigned a given state play an important role in deciding how much information is contained in a character.

¹This condition is weaker than the assumption that each state actually evolves only once, since the states at the leaves may have evolved with homoplasy (reversals or convergent evolution) yet still be homoplasy-free on the tree.

Note that our definition of phylogenetic information is purely combinatorial, and thus differs from some other approaches that are based on particular statistical models (see e.g. Townsend (2007)).

The aim of this paper is to characterize and analyse the characters that have the highest information content in this sense (i.e. that are convex on relatively few trees and thus have a preference for these few trees over all others), when the number of states is either fixed or free to vary. Our first main result, Theorem 1, states that for a fixed number of states, a most informative character will be one in which the subsets ('blocks') of species in each state are roughly the same size; more specifically, their sizes can only differ by at most 1. Moreover, we note that the optimal number of such blocks in a character in order to make it convex on only a few trees cannot easily be determined, as it does not grow uniformly with the number of species because 'jumps' appear in the growth function. We analyse these jumps and also provide an approximation without such jumps, and explore the associated asymptotic estimate of the rate of growth (with the number of leaves) of the optimal number of states.

2 Preliminaries

We now introduce some terminology and notation. Let X be a finite set of species. Such a set is also often called a set of *taxa*. A *phylogenetic X -tree* T is an acyclic connected graph with no vertices of degree 2 in which the leaves are bijectively labelled by the elements of X . Such a tree is called *binary* if all internal vertices have degree 3. We will restrict our analyses on such trees (for reasons we will explain below) and will therefore in the following refer to phylogenetic trees or just trees for short, even though we mean binary phylogenetic X -trees.

Next, we need to define the type of data we are relating to phylogenetic trees. These data are given as *characters*: A function $\chi : X \rightarrow \mathcal{S}$, where \mathcal{S} is a set of *character states*, is called a *character*, and if $|\chi(X)| = r$, we say that χ is an *r -state character*.

We may assume without loss of generality that $X = \{1, \dots, n\}$. Rather than explicitly writing $\chi(1) = c_1$, $\chi(2) = c_2, \dots, \chi(n) = c_n$ for some states $c_i \in \mathcal{S}$, we normally write $\chi = c_1 c_2 \dots c_n$. The left-hand side of Fig. 1 depicts the character $\chi = \alpha\alpha\beta\beta\beta\gamma$ on six taxa on a tree T .

Note that an r -state character χ on X induces a partition $\pi = \pi(\chi)$ of the set X of taxa into r non-empty and non-overlapping subsets X_1, \dots, X_r of X , which can also be called *blocks*. For instance, the character $\chi = \alpha\alpha\beta\beta\beta\gamma$ induces the partition $\pi = \{\{1, 2\}, \{3, 4, 5\}, \{6\}\}$ (i.e. the blocks $X_1 = \{1, 2\}$, $X_2 = \{3, 4, 5\}$ and $X_3 = \{6\}$). For our purposes, the partition induced by a character is usually more important than the particular character itself. For instance, the characters $\chi_1 = \gamma\gamma\alpha\alpha\alpha\beta$ and $\chi_2 = \beta\beta\gamma\gamma\gamma\alpha$ induce the same partition $\pi = \{\{1, 2\}, \{3, 4, 5\}, \{6\}\}$ and are thus considered to be equivalent.

Now that we have defined a structure (namely phylogenetic trees) and the partitions associated with discrete character data, we can introduce a measure of how well these data fit on a tree. A character χ is called *convex* on a phylogenetic tree T , if the minimal subtrees connecting taxa that are in the same block do not intersect. This means that if you consider one state and colour the vertices on the paths from each taxon in this state to all other taxa in the same state, and if you repeat this (with different colours) for all other states, there will be no vertex that is assigned more than one colour. An illustration of this idea is given in Fig. 1, where the character $\chi = \alpha\alpha\beta\beta\beta\gamma$ is convex on T but not on T' . Note that if χ is convex on T and $|\chi(X)| > 1$, this colouration may leave some vertices uncoloured, and it may also assign different colours to the endpoints of certain edges. The deletion of these edges would lead to monochromatic subtrees, all of which are assigned a unique colour (i.e. all leaves in any given subtree are in the same state). This can also be seen by considering tree T from Fig. 1, where the dotted lines refer to the subtree spanning all taxa that are in state α and the dashed lines span the taxa in state β . If we delete the edges indicated by the asterisks

(*) in T , all subtrees of T are monochromatic, either dotted or dashed, or an isolated leaf. Thus a convex character induces a partition of X that can also be derived by deleting some edges of T .

Recall that a character can be convex on more than one tree. Moreover, whenever a character is convex on a non-binary tree T , it is automatically convex on all binary trees which are compatible with this tree (i.e. all binary trees which can be derived from T by resolving vertices of degree greater than three by introducing additional edges). This is illustrated in Fig. 2, where the tree in the middle is non-binary and there are several ways to add an additional edge in order to make it binary. These additions always lead to trees on which the depicted character is still convex. Therefore, and because binary trees are most relevant in biology (as speciation events are usually considered to split one ancestral lineage into two descending lineages rather than more), we exclusively consider binary trees in the following.

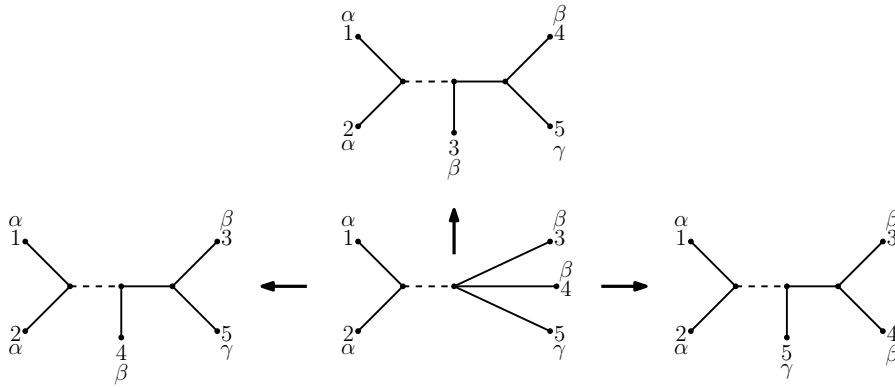


Fig. 2: Character $\chi = \alpha\alpha\beta\beta\gamma$ is convex on the non-binary tree in the middle, but also on all binary trees that are compatible with this tree. The highlighted edge is the one that gives rise to the partition $\pi = \{\{1, 2\}, \{3, 4, 5\}\}$, which is also induced by χ . Therefore, χ is convex on all trees which contain this edge.

Let $b(n)$ denote the number of binary phylogenetic trees on $X = \{1 \dots, n\}$. In total, there are

$$b(n) = (2n - 5)!! = (2n - 5) \cdot (2n - 7) \cdots 3 \cdot 1$$

such trees if $n \geq 3$, and $b(1) = b(2) = 1$ (see Semple and Steel (2003)). As explained above, a character can be convex on more than one tree. However, if a character is convex on all $b(n)$ trees (for some $n \in \mathbb{N}$), it is said to be *non-informative*. It is a well-known result that all characters in which at least two states appear at least twice are *informative* (see Bandelt and Fischer (2008)); in other words, such characters are not convex on all trees, but only on some. As an example, consider again $\chi = \alpha\alpha\beta\beta\beta\gamma$. As explained above and as shown in Fig. 1, this character is convex only on some trees, namely those that have an edge separating Species 1 and 2 from Species 3, 4 and 5; and this character uses two of its three character states, namely α and β , at least twice (in this case, α is used twice and β three times).

However, the simple distinction between informative and non-informative characters is often not sufficient. In this paper, we want to analyse how much information is contained in an informative character. This can be done by considering the fraction of trees on which the character is convex. Therefore, we denote the number of trees on which a character χ with induced partition π is convex by N_π , and the fraction of such trees by $P_\pi = \frac{N_\pi}{b(n)}$.

Note that for a given r -state character χ on $X = \{1, \dots, n\}$ with the induced partition $\pi = \{X_1, \dots, X_r\}$, the number N_π can be explicitly calculated with the following formula, which was first stated in (Carter et al, 1990, Theorem 2):

$$N_\pi = \frac{b(n)}{b(n-r+2)} \cdot \prod_{i=1}^r b(x_i + 1), \quad (1)$$

where $x_i = |X_i|$ for all $i = 1, \dots, r$ and $b(n)$ denotes (as stated above) the number of binary phylogenetic trees on $X = \{1, \dots, n\}$.

We are particularly interested in characters that *minimize* P_π , because they are only convex on the small number of trees and therefore contain the most information on which tree they fit ‘best’ (based on the convexity criterion). Thus, following Steel and Penny (2005), we define the *information content* of a character χ with induced partition π as follows:

$$I_\pi = -\ln P_\pi = -\ln \left(\frac{N_\pi}{b(n)} \right). \quad (2)$$

Note that searching for a character with minimal P_π (i.e. a minimal fraction of trees on which it is convex), is equivalent to searching for a character with maximal I_π (i.e. a character with maximal information content). Notice also that, by Eqn. (1), we can write $I_\pi = \ln(b(n-r+2)) - \sum_{i=1}^r \ln(b(x_i + 1))$, and since $b(k)$ is a product of consecutive odd natural numbers, we can further write I_π as a sum of the form $\sum_{j \in S} a_j \ln j$, where S is a finite set of odd natural numbers and a_j is an integer for each $j \in S$. We are now in the position to state our results concerning characters for which I_π is maximal.

3 Results

3.1 Maximizing I_π

We now investigate the character partitions π of a set X of size n that maximize I_π . Consider an r -state character χ with the induced partition $\pi = \{X_1, \dots, X_r\}$ and let $x_i = |X_i|$ (for all $i = 1, \dots, r$) denote the block sizes. The main problem considered in this manuscript, namely maximizing I_π (or, equivalently, minimizing P_π), consists of two combined problems, namely finding the optimal number r of states (i.e. the optimal number of blocks in π), as well as the optimal block sizes x_i for $i = 1, \dots, r$ (i.e. the distribution of states on taxon set X).

We first consider the latter problem for the case when n and r are fixed. Let $n \geq 3$ and $r \leq n$ be natural numbers. Let $N(n, r)$ denote the minimum value of N_π over all partitions π of $X = \{1, \dots, n\}$ into r blocks. Formally stated:

$$N(n, r) = \min_{\substack{\pi = \{X_1, \dots, X_r\}: \\ |X_1| + \dots + |X_r| = n}} N_\pi.$$

Let $l = l(n, r) = r \cdot \lceil \frac{n}{r} \rceil - n$. It is easily shown that:

$$l \left\lfloor \frac{n}{r} \right\rfloor + (r-l) \left\lceil \frac{n}{r} \right\rceil = n,$$

and so $\{1, \dots, n\}$ can be partitioned into l sets of size $\lfloor \frac{n}{r} \rfloor$ and $r-l$ sets of size $\lceil \frac{n}{r} \rceil$. The main result of this section is the following.

Theorem 1 For $n \geq 3$ and $r \leq n$:

$$N(n, r) = \frac{b(n)}{b(n-r+2)} \cdot b\left(\left\lfloor \frac{n}{r} \right\rfloor + 1\right)^l \cdot b\left(\left\lceil \frac{n}{r} \right\rceil + 1\right)^{r-l},$$

where $l = r \cdot \lceil \frac{n}{r} \rceil - n$.

Remark 1 Note that in the case where r is a divisor of n , the equation stated in Theorem 1 reduces to $N(n, r) = \frac{b(n)}{b(n-r+2)} \cdot b(\frac{n}{r} + 1)^r$, since $\lceil \frac{n}{r} \rceil = \frac{n}{r}$ and thus $l = 0$.

The proof of Theorem 1 requires the following technical lemma, which is proved in the Appendix.

Lemma 1 Let $m, s \in \mathbb{N}$, $m \geq 2$ and $s \geq 2$. We then have:

$$b(m+s) \cdot b(m) > b(m+s-1) \cdot b(m+1).$$

Lemma 1 immediately leads to the following corollary (also derived in Schütz (2016)).

Corollary 1 If a character χ with induced partition $\pi = \{X_1, \dots, X_r\}$ and block sizes x_1, \dots, x_r maximizes I_π , then for x_i and x_j ($i, j \in \{1, \dots, r\}$, $i \neq j$), we have: $|x_i - x_j| \leq 1$ (i.e. the block sizes differ by at most 1).

Proof Let χ be a character with the induced partition $\pi = \{X_1, \dots, X_r\}$ that maximizes I_π (equivalently, which minimizes N_π). Let $x_i = |X_i|$ for all $i = 1, \dots, r$. Assume that there exist $i, j \in \{1, \dots, r\}$ such that $|x_i - x_j| \geq 2$. Without loss of generality, assume that $x_i > x_j$. Set $m = x_j + 1$ and $s = x_i - x_j$. Both m and s are then at least 2 (because $x_j \geq 1$ by definition of partition π and $x_i - x_j \geq 2$ by assumption). We apply Lemma 1 and find that

$$b(x_i + 1) \cdot b(x_j + 1) = b(m+s) \cdot b(m) > b(m+s-1) \cdot b(m+1) = b(x_i) \cdot b(x_j + 2).$$

Note that the contribution of X_i and X_j to $\prod_{i=1}^r b(x_i + 1)$ in N_π of Eqn. (1) is $b(x_i + 1) \cdot b(x_j + 1)$. However, if we now modify χ so that we remove one element of X_i and add it to X_j , the contribution of this modified character is $b(x_i) \cdot b(x_j + 2)$, which we have shown to be smaller than the original contribution. This is a contradiction, as χ was chosen as a minimizer of N_π . Therefore, the assumption $|x_i - x_j| \geq 2$ was wrong and thus we have $|x_i - x_j| \leq 1$. This completes the proof. \square

We now use Lemma 1 and Corollary 1 to prove Theorem 1.

Proof (Theorem 1)

Using Eqn. (1), the only thing that remains to be shown is that:

$$\prod_{i=1}^r b(x_i + 1) = b\left(\left\lfloor \frac{n}{r} \right\rfloor + 1\right)^l \cdot b\left(\left\lceil \frac{n}{r} \right\rceil + 1\right)^{r-l}.$$

Considering Remark 1, we do this by investigating the cases $r \mid n$ and $r \nmid n$ separately.

1. Let $r \mid n$ (i.e. $n = k \cdot r$ for some $k \in \mathbb{N}$). Let χ be a character with induced partition $\pi = X_1, \dots, X_r$ such that $N_\pi = N(n, r)$ (i.e. π minimizes N_π for given values of n and r). Now assume that not all block sizes are equal to $\frac{n}{r} = k$. There is then an $i \in \{1, \dots, r\}$ such that $x_i \neq k$. If $x_i > k$, then as $x_1 + \dots + x_r = n$, there must be a $j \in \{1, \dots, r\}$ such that $x_j < k$ (or vice versa). Let us assume, without loss of generality, that $x_i = k + \hat{s}$ and $x_j = k - \tilde{s}$ for $\hat{s}, \tilde{s} \in \mathbb{N}$; in particular, $\hat{s}, \tilde{s} \geq 1$. Then $x_i - x_j = \hat{s} + \tilde{s} \geq 2$. This is a contradiction because, by Corollary 1, x_i and x_j can differ by at most 1 as χ minimizes N_π . Thus in the case where $n = k \cdot r$, we have $x_i = k = \frac{n}{r}$ for all $i = 1, \dots, r$ and therefore $\prod_{i=1}^r b(x_i + 1) = b(\frac{n}{r} + 1)^r$.
2. Next, consider the case where $r \nmid n$. Using Corollary 1, a character χ with the induced partition $\pi = \{X_1, \dots, X_r\}$ which minimizes N_π can only lead to sets of sizes x_i, x_j , which differ by at most 1. As we need r such sets in total, the only way to achieve this is by allowing l sets of size $\lfloor \frac{n}{r} \rfloor$ and $r - l$ sets of size $\lceil \frac{n}{r} \rceil$ for some $l \in \mathbb{N}$, $l \leq r$ (note that $\lceil \frac{n}{r} \rceil - \lfloor \frac{n}{r} \rfloor = 1$ as $r \nmid n$). This has a unique solution, as $n = l \cdot \lfloor \frac{n}{r} \rfloor + (r - l) \cdot \lceil \frac{n}{r} \rceil$ leads to $l = r \cdot \lceil \frac{n}{r} \rceil - n$. Moreover, this leads to $\prod_{i=1}^r b(x_i + 1) = b(\lfloor \frac{n}{r} \rfloor + 1)^l \cdot b(\lceil \frac{n}{r} \rceil + 1)^{r-l}$, which, together with Eqn. (1), completes the proof. □

3.2 The number of states (r_n) that maximizes I_π

As we have seen in Corollary 1 and in the proof of Theorem 1, a character which has maximal information content I_π induces a partition $\pi = \{X_1, \dots, X_r\}$ of roughly equal block sizes x_1, \dots, x_r . In the case where r divides n , all block sizes are equal to $\frac{n}{r}$; otherwise, there are $l = r \cdot \lceil \frac{n}{r} \rceil - n$ blocks of size $\lfloor \frac{n}{r} \rfloor$, and all other $r - l$ sets have size $\lceil \frac{n}{r} \rceil$.

Recall that in order to find characters that maximize I_π and thus minimize N_π , we have to solve two problems: we have to find the optimal value of r as well as the corresponding block sizes x_i .

Let

$$I(n, r) = -\ln \left(\frac{N(n, r)}{b(n)} \right),$$

which is the maximal value of I_π over all partitions of $\{1, \dots, n\}$ into r blocks. Let r_n be the value of r that maximizes $I(n, r)$.

Consider the special case where n is a multiple of r . In this case, we know that the block sizes that maximize I_π are exactly $\frac{n}{r}$. If we only look at this fixed distribution of states, the two problems stated above – namely finding the optimal value of r and the optimal block sizes x_i – reduces to just the first problem, namely finding the optimal value of r .

Note that when $r = 1$, we have $k = n$ and $|X| = n = x_1$, and thus by Eqn. (1) we get:

$$N_\pi = \frac{b(n)}{b(n-1+2)} \cdot b(x_1 + 1) = \frac{b(n)}{b(n+1)} \cdot b(n+1) = b(n).$$

In other words, in the case where a character χ only employs one character state (say α) the resulting character $\chi = \alpha\alpha \dots \alpha$ on $X = \{1, \dots, n\}$ is convex on all $b(n)$ trees on the taxon set X , which means that N_π is maximal and therefore $I_\pi = -\ln \frac{N_\pi}{b(n)} = -\ln \frac{b(n)}{b(n)} = 0$, which is minimal. Similarly, if there are $|X| = n$ different character states employed by χ (i.e. if $x_i = k = 1$ for all $i = 1 \dots, r$) we get:

$$N_\pi = \frac{b(n)}{b(n-n+2)} \cdot \prod_{i=1}^r b(x_i + 1) = \frac{b(n)}{b(2)} \cdot \prod_{i=1}^r b(1 + 1) = b(n) \cdot b(2)^{r-1} = b(n).$$

Here, the last two equations use the fact that $b(2) = 1$. In particular, if a character employs $r = n$ character states, this character is also convex on all trees on taxon set $X = \{1, \dots, n\}$, and thus $I_\pi = 0$.

Therefore, if we wish to minimize N_π and thus P_π in order to maximize I_π , the number r_n of character states must lie strictly between 1 and n ; otherwise, N_π is maximal. Between these boundary cases, it is not obvious how to find r_n . For example, if we fix $n = 120$ and exhaustively examine all possible values for r between 1 and n , then we find that $r_n = 24$. This scenario is depicted in the left-hand portion of Fig. 3.

Similarly, we randomly sampled values of n between 10 and 10000, and considered just the divisors for each value of n in order to estimate the divisor r of n that maximizes I_π , where π is a partition into r blocks. The results are depicted in the right-hand portion of Fig. 3. However, note that we discarded n whenever our random choice of n was a prime number, because then it is clear that the only divisors are 1 and n , which leads to the cases we analysed above for which we know that $N_\pi = b(n)$ and thus $P_\pi = 1$ and so $I_\pi = 0$.

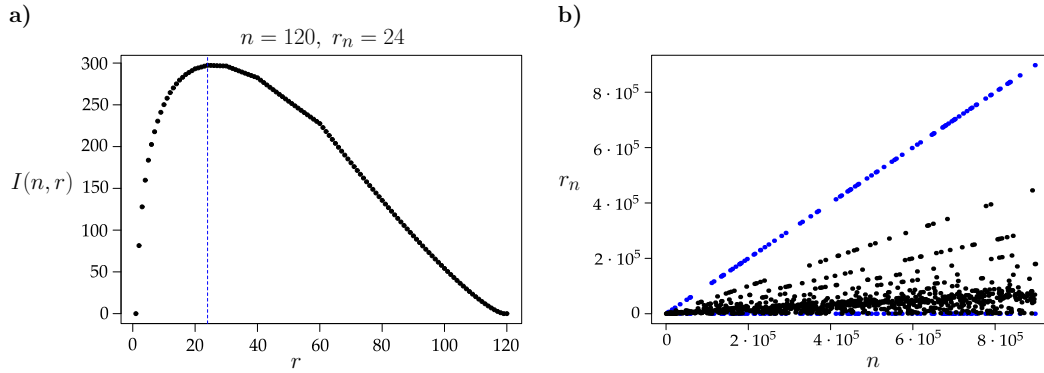


Fig. 3: On the left-hand side, the case $n = 120$ is depicted, along with all values of r from 1 to n . It can be seen that $I_\pi = -\ln(P_\pi)$ is maximal when $r = 24$ is chosen. On the right hand side, the plot shows the divisor r of n for which I_π is maximal (where π is a partition into r blocks) for randomly chosen values of n between 10 and 10^6 . The primes in this interval do not allow for any other equal block sizes than one block of size n or n blocks of size 1 (which have equal I_π value of 0); the top (blue) line of dots shows this value $r_n = n$ for the latter choice.

3.3 Analysis of the growth of r_n

3.3.1 The shape of I_π and its consequences for r_n

By exploiting Theorem 1, exhaustive searches for r_n , given n , can be done more efficiently. This is because for each value of r , we now know the optimal block sizes, so we do not have to look at all possible partitions. Consequently, an exhaustive search for r_n by testing all possible values of r for a fixed value of n is easily possible up to $n = 10000$ (and probably even higher than that).

In order to understand the growth of r_n , we first explicitly searched for r_n for each value of n between 1 and 360 (cf. Fig. 4) and between 1 and 10000 (cf. Table 1). Although Fig. 4 shows that r_n has an increasing

trend as n grows as well as piecewise linear growth, there are *jumps* back to a smaller number of blocks from time to time. Clearly, the growth of r_n is not uniform. It seems as if the size of the intervals between the jumps increases roughly threefold. Table 1 gives the exact numbers for the jumps for $n \leq 10000$. Note that not only does the distance between the jumps increase, but also the size of the jumps $r_n - r_{n+1}$. However, if we consider the size of the jumps relative to r_n , then the jump sizes actually decrease. The sequence of jumps (9, 30, 104, 345, ...) does not follow any obvious pattern and could not be matched to any known series of numbers in the On-Line Encyclopedia of Integer Sequences (Sloane (2010)).

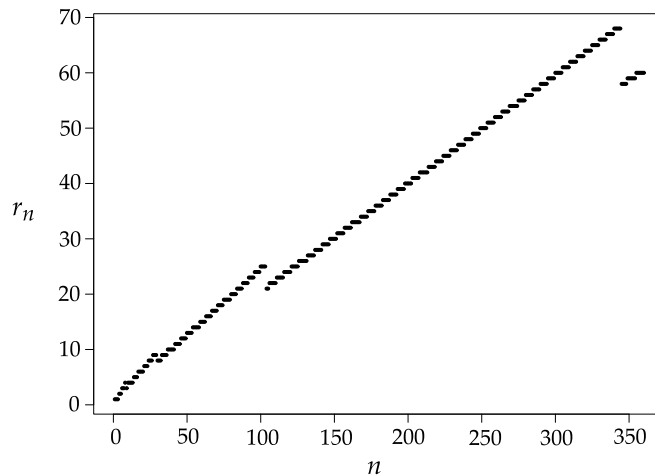


Fig. 4: The values of r_n for values of n between 1 and 360. Note that r_n drops down at $n = 9$ (from $r_n = 4$ at $n = 8$ to $r_{n+1} = 3$), as well as at $n = 30$, $n = 104$ and $n = 345$, as can also be seen in Table 1.

n	r_n	$\lfloor \frac{n}{r} \rfloor$	$\lceil \frac{n}{r} \rceil$	$-\ln P_\pi$
8	4	2	2	4.654
9	3	3	3	5.953
29	9	3	4	41.016
30	8	3	4	43.151
103	25	4	5	242.696
104	21	4	5	245.854
344	68	5	6	1141.630
345	58	5	6	1145.770
1108	184	6	7	4756.330
1109	159	6	7	4761.460
3484	497	7	8	18376.200
3485	436	7	8	18382.300

Table 1: All jumps of r_n for $n \leq 10000$.

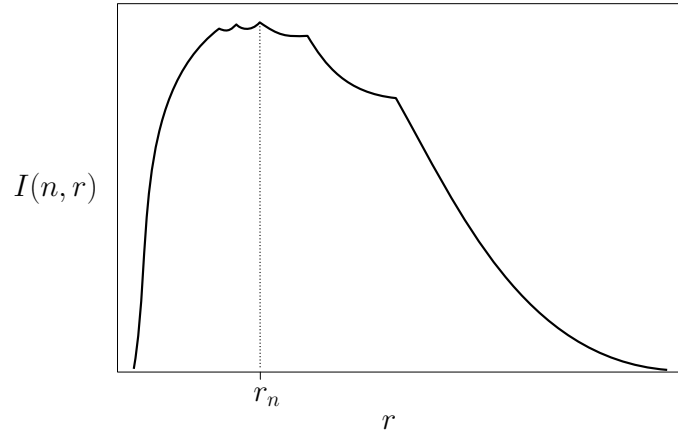


Fig. 5: A simplified sketch of the shape of I_π as presented in Fig. 3.

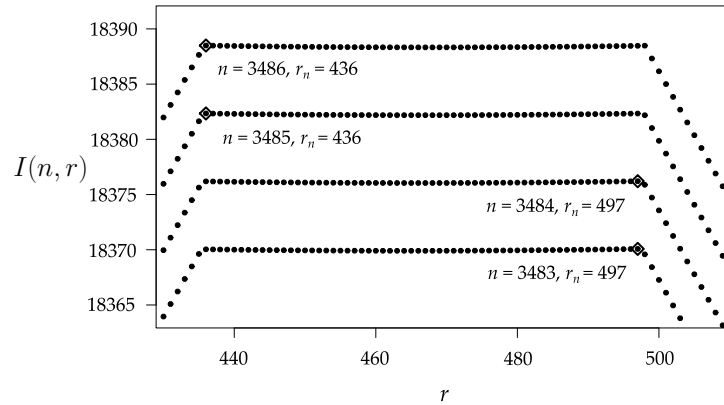


Fig. 6: The value r_n jumps between $n = 3484$ and $n = 3485$ as the maximum switches from the right edge of the convex section to the left edge.

3.3.2 The shape of $I(n, r)$

We now investigate the shape of the function $I(n, r)$ as r increases. For a fixed value of n , a closer look at the graph of $I(n, r)$ reveals the reason for the jumps in the block sizes; namely, that the graph is not as smooth as it may seem at first glance. It is instead a concatenation of several convex functions. This can already be guessed from Fig. 3 (left-hand graph), but in order to make it a bit more obvious, we sketched the plot again (enhancing the shape) in Fig. 5. Note that the value of r_n jumps when the maximum of $I(n, r)$ shifts from one edge of a convex section to the other. Fig. 6 shows an example for such a shift at $n = 3485$. Here, r_n drops down from 497 to 436. This means that the optimal partition for $n = 3485$ contains 61 fewer blocks than the optimal partition for $n = 3484$. As can be seen in Fig. 6, the jump in r_n is accompanied by a shift of

the maximum from being on the right-hand side of a convex segment being on the left-hand side of the next convex segment.

Table 1 describes the values of r at which downward jumps in the value of r_n occur. Before the jump, most of the subsets in an optimal partition π are of size $\lfloor \frac{n}{r} \rfloor$, whereas after adding one additional leaf, the optimal partition contains mostly subsets of size $\lceil \frac{n}{r} \rceil$. As r_n does not grow linearly, the block sizes $\lfloor \frac{n}{r_n} \rfloor$ and $\lceil \frac{n}{r_n} \rceil$ do not grow linearly either. But contrary to r_n , the block sizes only alternate by ± 1 .

3.4 Approximating the rate of growth of r_n with n

In this section, recall the notation \sim for asymptotic equivalence, in which $f(n) \sim g(n)$ is shorthand for $\lim_{n \rightarrow \infty} f(n)/g(n) = 1$. We want to investigate the growth of r_n as n grows. Therefore, we need a differentiable approximation of I_π , as I_π is not differentiable (its shape consists of piecewise-convex segments). From Theorem 1 we have:

$$I(n, r) = -\ln \left(\frac{N(n, r)}{b(n)} \right) = -\ln \left(\frac{b(\lfloor \frac{n}{r} \rfloor + 1)^l \cdot b(\lceil \frac{n}{r} \rceil + 1)^{r-l}}{b(n-r+2)} \right).$$

Now $b(n+1) \sim \gamma(n)$ for $\gamma(n) = \frac{1}{\sqrt{2}} \left(\frac{2}{e}\right)^n n^{n-1}$ (cf. McDiarmid et al (2015)). Let $I_\gamma(n, r)$ denote the approximation to $I(n, r)$ obtained by using $\gamma(k)$ to approximate $b(k+1)$ in $I(n, r)$. Thus:

$$I_\gamma(n, r) = -\ln \left(\frac{\gamma(\frac{n}{r})^r}{\gamma(n-r+1)} \right) = -r \ln \left(\gamma\left(\frac{n}{r}\right) \right) + \ln(\gamma(n-r+1)).$$

Let \tilde{r}_n denote a value of r that maximizes $I_\gamma(n, r)$. We want to use \tilde{r}_n as an estimator for r_n . Fig. 7 shows the values of \tilde{r}_n in comparison to r_n as n ranges from 1 to 1000 (over this range there is a unique value for r that maximizes $I_\gamma(n, r)$). Here, it can be seen that \tilde{r}_n gives a reasonable approximation to r_n over the range shown (note that $I_\gamma(n, r)$ deviates from $I(n, r)$ for values of r close to n , however in this region $I(n, r)$ is far from its maximal value).

Theorem 2 *The value(s) of $r = \tilde{r}_n$ at which $I_\gamma(n, r)$ achieves its maximum value satisfies the asymptotic equivalence $\tilde{r}_n \sim \frac{n}{\ln(n)}$ as $n \rightarrow \infty$.*

Proof Consider the graph of $I_\gamma(n, r)$ against r . The behaviour of $I_\gamma(n, r)$ is slightly involved, and so our proof uses the following strategy. First, we scale the x -axis by dividing by n , so that we have t on the x -axis, with t varying between 0 and 1. Next, for any $\delta \in (0, 0.5)$ we show that for n sufficiently large, the graph of I_γ has a gradient that is:

- greater than 1 for t up to $\frac{\theta}{\ln(n)}$ (for $\theta < 1$);
- less than -1 for t between $\frac{\theta}{\ln(n)}$ and δ (for $\theta > 1$);
- less than -1 for t between δ and $1 - \delta$;
- bounded by $C \sim 0.65$ for t between $1 - \delta$ and 1;

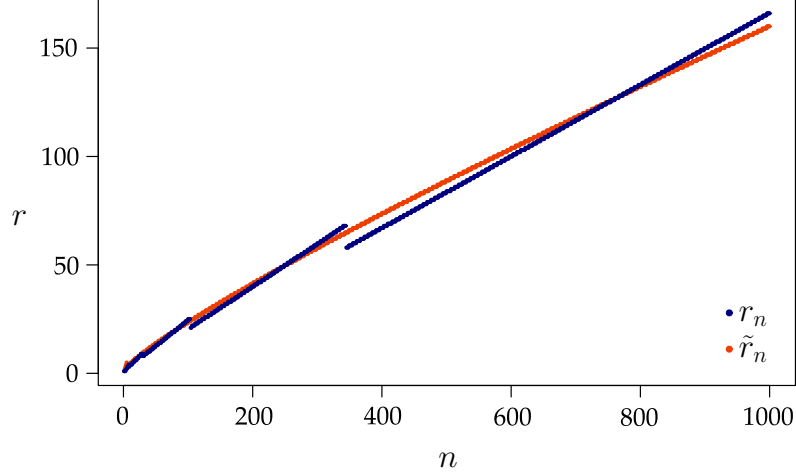


Fig. 7: A comparison of r_n (broken curve segments) and \tilde{r}_n (continuous curve) for n from 1 to 1000. It can be seen that as opposed to r_n , \tilde{r}_n does not have any jumps back to a smaller value, but is instead increasing uniformly.

and so the (global) maximal value of I_γ is given asymptotically (as n grows) by $t \sim \frac{1}{\ln(n)}$.

We begin by differentiating $I_\gamma(n, r)$ with respect to r , which gives:

$$\frac{d(I_\gamma(n, r))}{dr} = y(r) - z(r), \quad (3)$$

where

$$y(r) = \ln\left(\frac{e}{\sqrt{2}} \cdot \frac{n}{r(n+1-r)}\right) \text{ and } z(r) = \frac{(r-n)(n+1-2r)}{r(n+1-r)}.$$

Thus $\frac{d(I_\gamma(n, r))}{dr} = 0$ precisely at values of r for which $y(r) - z(r) = 0$. Note here that for $I_\gamma(n, r)$, the value r can take any real value, not just integer values. Let $t = t_n = r/n$. We may assume that $0 \leq t_n \leq 1$ for all n . We will show that any value of t_n that maximizes I_γ satisfies the asymptotic relationship $t_n \sim 1/\ln(n)$ (in other words, $\tilde{r}_n \sim n/\ln(n)$). Notice that if we let $C = \ln\left(\frac{e}{\sqrt{2}}\right)$ then we can write:

$$y(r) = C - \ln(t) - \ln(n) - \ln\left(1 + \frac{1}{n} - t\right). \quad (4)$$

In addition,

$$z(r) = \left(1 - \frac{1}{t}\right) \cdot \frac{\left(1 + \frac{1}{n} - 2t\right)}{\left(1 + \frac{1}{n} - t\right)}. \quad (5)$$

We apply these equalities to firstly establish the following claims (which show that $\tilde{r}_n = o(n)$). Suppose that $\delta \in (0, \frac{1}{2})$. We claim that:

- (i) If $t \in [\delta, 1 - \delta]$, then $\frac{dI_\gamma(n, r)}{dr} \leq h(n, \delta)$, where $h(n, \delta)$ does not depend on t and $h(n, \delta) < -1$ for all n sufficiently large.
- (ii) If $t \in [1 - \delta, 1]$ and $n \geq 1$, then $\frac{dI_\gamma(n, r)}{dr} \leq K_\delta$, for a constant K_δ that converges to C as $\delta \rightarrow 0$.

To establish Claim (i), Eqn (4) implies that $y(r) \leq C - \ln(\delta) - \ln(n) - \ln(\delta + \frac{1}{n})$ and from Eqn. (5) with $t \in [\delta, 1 - \delta]$ we have $|z(r)| \leq (\frac{1}{\delta} - 1) \cdot \left| \frac{1 + \frac{1}{n} - 2t}{1 + \frac{1}{n} - t} \right|$, the second factor of which satisfies the inequality:

$$\left| \frac{1 + \frac{1}{n} - 2t}{1 + \frac{1}{n} - t} \right| \leq \max \left\{ 1, \frac{|-1 + 2\delta + \frac{1}{n}|}{\delta + \frac{1}{n}} \right\}. \quad (6)$$

Thus, $|z(r)| < (\frac{1}{\delta} - 1) a(n, \delta)$, where $a(n, \delta)$ is the bound on the right of Inequality (6), and so

$$y(r) - z(r) \leq C - \ln(\delta) - \ln(n) - \ln\left(\delta + \frac{1}{n}\right) + \left(\frac{1}{\delta} - 1\right) a(n, \delta). \quad (7)$$

If we now let $h(n, \delta)$ denote the term on the right of Inequality 7 then $h(n, \delta) \rightarrow -\infty$ as $n \rightarrow \infty$, which together with Eqn. (3) establishes Claims (i).

To establish Claim (ii) note that when $t \in [1 - \delta, 1]$ we have $y(r) \leq C - \ln(1 - \delta)$ and the right-hand-side converges to C as $\delta \rightarrow 0$. Also, $-z(r) = (\frac{1}{t} - 1) \cdot \frac{(1 + \frac{1}{n} - 2t)}{(1 + \frac{1}{n} - t)}$ is less or equal to zero for any value of $\delta < \frac{1}{2}$ once n is sufficiently large. This establishes Claim (ii).

We next establish the following two claims:

- (iii) If $t \in [0, \frac{\theta}{\ln(n)}]$ where $\theta < 1$, then $\frac{dI_Y(n,r)}{dr} \geq h'(n, \theta)$, where $h'(n, \theta)$ does not depend on t , and $h'(n, \theta) > 1$ for all n sufficiently large.
- (iv) If $t \in [\frac{\theta}{\ln(n)}, \delta]$ where $\theta > 1$ and $0 < \delta < \frac{1}{\theta}$, then $\frac{dI_Y(n,r)}{dr} \leq h''(n, \theta)$, where $h''(n, \theta)$ does not depend on t , and $h''(n, \theta) < -1$ for all n sufficiently large.

To establish Claim (iii) observe that $-\ln(t) > 0$ (since $t < 1$) and $-\ln(1 + \frac{1}{n} - t) \geq -\ln(2)$. Thus,

$$y(r) \geq C' - \ln(n), \quad (8)$$

where $C' = C - \ln(2)$. Moreover, since $0 \leq t \leq \frac{\theta}{\ln(n)}$ and since $\theta < 1$ the second factor in the expression for $z(r)$ namely, $\frac{1 + \frac{1}{n} - 2t}{1 + \frac{1}{n} - t}$ is bounded above by $1 - \varepsilon(n)$, where $\varepsilon(n)$ is a function only of n that converges to zero as n grows. Thus we can write

$$-z(r) \geq \left(\frac{\ln(n)}{\theta} - 1 \right) (1 - \varepsilon(n)). \quad (9)$$

Combining Inequalities (8) and (9) gives $\frac{dI_Y(n,r)}{dr} = y(r) - z(r) \geq h'(n, \theta)$, where

$$h'(n, \theta) = C' - \ln(n) \left(1 - \frac{1}{\theta} (1 - \varepsilon(n)) \right) - (1 - \varepsilon(n)).$$

Now $h'(n, \theta) \rightarrow \infty$ as $n \rightarrow \infty$ (since $1 - \frac{1}{\theta} (1 - \varepsilon(n)) < 0$ for all n sufficiently large), establishing Claim (iii).

To establish Claim (iv), note that $y(r) \leq C - \ln\left(\frac{\theta}{\ln(n)}\right) - \ln(n) - \ln\left(1 + \frac{1}{n} - \frac{1}{\theta}\right)$. Moreover, $-z(r) \leq (\frac{1}{t} - 1) \leq \left(\frac{\ln(n)}{\theta} - 1\right)$, and so

$$y(r) - z(r) \leq -\left(1 - \frac{1}{\theta}\right) \ln(n) + \ln\left(\frac{\ln(n)}{\theta}\right) + C - 1.$$

If we take $h''(n, \theta)$ to be the term on the right-hand side of this last inequality, we see that $h''(n, \theta)$ tends to $-\infty$ as $n \rightarrow \infty$, since $(1 - \frac{1}{\theta}) > 0$, thereby establishing Claim (iv).

It now follows from Claims (i) – (iv) that $I_\gamma(n, r)$ attains its maximal value at a value (or values) that can be written $r = c_n \cdot \frac{n}{\ln(n)}$ where c_n that converges to 1 as $n \rightarrow \infty$. This completes the proof. \square

3.5 Remarks and questions

For $n = 120$, Theorem 2 gives the value $\tilde{r}_n \approx 25$, which is close to the exact value of $r_n = 24$. Fig. 7 shows that \tilde{r}_n provides a reasonable approximation to r_n except for deviations near the ‘jumps’. Nevertheless it may well be that \tilde{r}_n and r_n are asymptotically equivalent (i.e. $\frac{\tilde{r}_n}{r_n}$ converges to 1 as $n \rightarrow \infty$) and the main step in a proof would be to first show that $n - r_n$ and r_n both tend to infinity as $n \rightarrow \infty$.

Also, we have observed that ‘jumps’ from r_n to a smaller value r_{n+1} tend to occur at values of n for which $\frac{n}{r_n}$ is slightly greater than some integer (say k) while $\frac{n+1}{r_{n+1}}$ is slightly smaller than $k+1$ (for example, for the jump at $n = 3484$, $\frac{n}{r_n} = 7.01$, while $\frac{n+1}{r_{n+1}} = 7.99$). In that case:

$$\frac{n}{r_n} \approx \frac{n+1}{r_{n+1}} - 1,$$

which rearranges to give the following estimate of the magnitude of a ‘jump’ when $r_n > r_{n+1}$:

$$r_n - r_{n+1} \approx \frac{r_n(r_{n+1} - 1)}{n}.$$

This is a partly heuristic (non-rigorous) argument, nevertheless the approximation provides a reasonable estimate of the jump sizes for the values reported in this paper. For example, for the jump that occurs at $n = 3484$ where $r_n = 497$, while $r_{n+1} = 436$, we have

$$r_n - r_{n+1} = 61 \text{ while } \frac{r_n(r_{n+1} - 1)}{n} \approx 62.05.$$

4 Discussion

In this manuscript, we analysed which characters have the highest information content. One of our main results is that in an optimal character with r_n character states, all these states have to appear roughly equally often, as such a character can only induce at most two block sizes (which can differ by 1 at most). If r divides the number n of taxa, every block has the same size, $\frac{n}{r}$.

Concerning the behavior of r_n , the optimal number of states in order to maximize I_π , we found that although it has a generally increasing, partially linear trend, jumps occur (i.e. there are values of n for which $r_{n+1} < r_n$). We analysed the reasons for these jumps, namely the shape of I_π , which is a concatenation of convex segments. Moreover, we presented an approximation for I_π , for which $\tilde{r}_n = o(n)$ (i.e. n grows faster than \tilde{r}_n). All our theoretical statements were underlined by explicit calculations for up to $n = 10000$. In order to be able to perform exhaustive searches for such large values of n , we had to find a region on which we can restrict the search. This, too, was done with the help of our approximation. Some questions for future research have been raised (see Section (3.5)). More generally, determining the location of jumps as well as the location of block size changes (in terms of n) should lead to a deeper understanding of the most informative characters.

Acknowledgements I.D. and E.K. thank the International office at the University of Greifswald and the German Academic Exchange Service (DAAD) for the support through the mobility program PROMOS (travel scholarship). We also thank the (former) Allan Wilson Centre for supporting this research.

References

- Bandelt H, Fischer M (2008) Perfectly misleading distances from ternary characters. *Systematic Biology* 57(4):540–543
- Bordewich M, Semple C, Steel M (2006) Identifying x -trees with few characters. *Electronic Journal of Combinatorics* 13:#R83
- Carter M, Hendy M, Penny D, Széley L, Wormald N (1990) On the distribution of lengths of evolutionary trees. *SIAM Journal of Discrete Mathematics* 3:1:38–47
- Huber K, Moulton V, Steel M (2005) Four characters suffice to convexly define a phylogenetic tree. *SIAM Journal of Discrete Mathematics* 18:1:835–843
- Maddison D, Schulz KS, Maddison W (2007) The Tree of Life web project. In: Zhang ZQ, Shear W (eds) *Linnaeus Tercentenary: Progress in Invertebrate Taxonomy.*, vol 1668 (1–766), *Zootaxa*, pp 19–40
- McDiarmid C, Semple C, Welsh D (2015) Counting phylogenetic networks. *SIAM Journal of Discrete Mathematics* 19:205–224
- Schütz A (2016) Der Informationsgehalt von r -Zustands-Charactern. Bachelor's thesis, Greifswald University, Germany
- Semple C, Steel M (2003) *Phylogenetics*. Oxford University Press, Oxford UK
- Sloane N (2010) The on-line encyclopedia of integer sequences. <http://oeis.org>
- Steel M, Penny D (2005) Maximum parsimony and the phylogenetic information in multi-state characters. In: Albert V (ed) *Parsimony, Phylogeny and Genomics*, Oxford University Press
- Townsend J (2007) Profiling phylogenetic informativeness. *Systematic Biology* 56:222–231.

5 Appendix

Proof of Lemma 1

We first consider the case $m = 2$. In this case, we have $b(m+s) = b(2+s)$ and $b(m) = b(2) = 1$ as well as $b(m+s-1) = b(s+1)$ and $b(m+1) = b(3) = 1$. In total, we have $b(m+s) \cdot b(m) = b(s+2) > b(s+1) = b(m+1) \cdot b(m+s-1)$, which is true for all $s \geq 2$.

We now consider the case $m \geq 3$. As $s \geq 2$, we have:

$$\begin{aligned}
 & 2m + 2s > 2m + 2 \\
 & \Rightarrow 2(m+s) - 5 > 2m - 3 \\
 \Rightarrow & (2(m+s) - 5) \cdot (2(m+s) - 7)!! \cdot (2m - 5)!! > (2m - 3) \cdot (2(m+s) - 7)!! \cdot (2m - 5)!! \\
 & \Rightarrow (2(m+s) - 5)!! \cdot (2m - 5)!! > (2m - 3)!! \cdot (2(m+s) - 7)!! \\
 & \Rightarrow (2(m+s) - 5)!! \cdot (2m - 5)!! > (2(m+1) - 5)!! \cdot (2(m+s-1) - 5)!! \\
 & \Rightarrow b(m+s) \cdot b(m) > b(m+1) \cdot b(m+s-1).
 \end{aligned}$$

The last line uses the fact that $b(m) = (2m - 5)!!$ for all $m \geq 3$. This completes the proof. \square

Note that Lemma 1 is only stated for $m \geq 2$. If $m = 1$, the lemma only holds for $s \geq 3$. To see this, consider the case $m = 1$ and $s = 2$. Then, $b(m+s) \cdot b(m) = b(1+2) \cdot b(1) = b(1+1) \cdot b(1+2-1) = b(m+1) \cdot b(m+s-1)$, as $b(1) = b(2) = b(3) = 1$. Therefore the strict inequality stated in the lemma no longer holds.